

The information which follows shows my experience enrolling in the Windows 10 Extended Security Updates program. I've been checking periodically and was able to enroll on 09/19/2025.

If your computer isn't linked to your Microsoft Account, at some point, you will be asked to sign in to your Microsoft Account so the ESU subscription can be attached to the account. You can have a total of 10 devices on the subscription.

One of the options to pay for the subscription is using the system backup option. I don't remember enabling the backup, but Windows indicated that my system was backed up and I qualified for a free subscription.

I don't want to be on the system backup program so I selected the "Go back" button to turn off the system backup before continuing. (The steps I used are with the image.) You can skip turning off the backup if you wish.

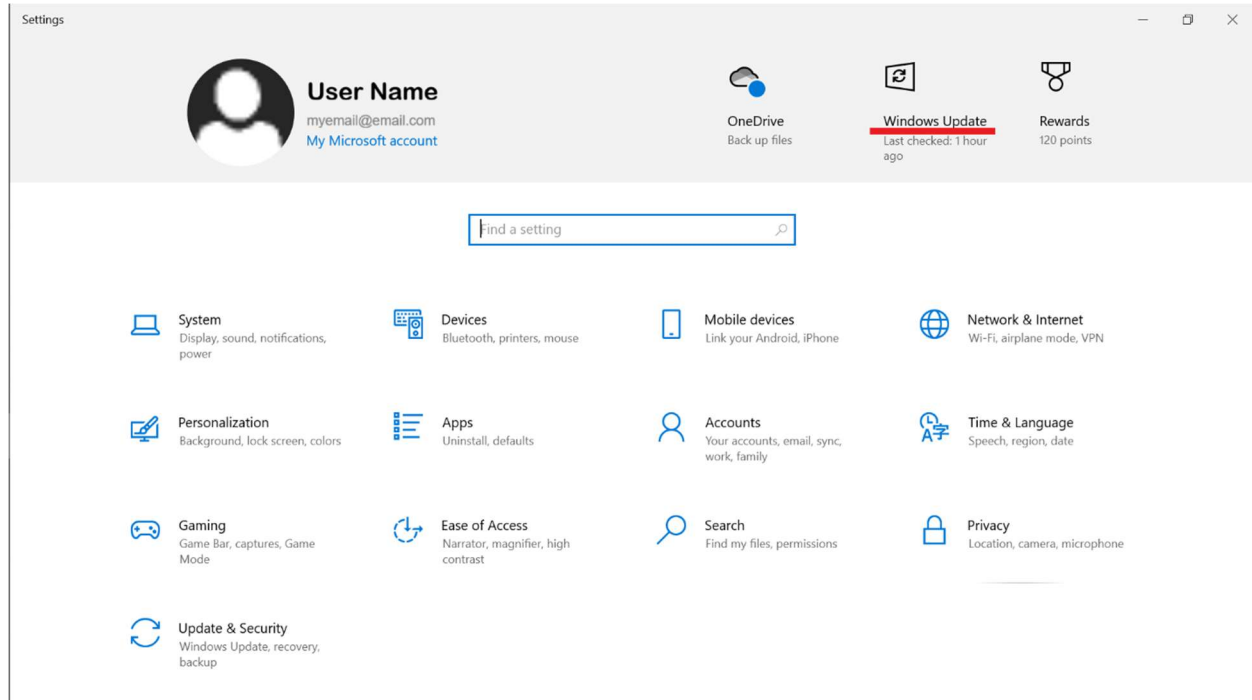
If you pay by credit card or debit card, since you've logged into your Microsoft Account, page 2 may be filled in. Check to make sure the information is current.

Let me know if any of this need more clarification and I will try to improve it for non-techie people.

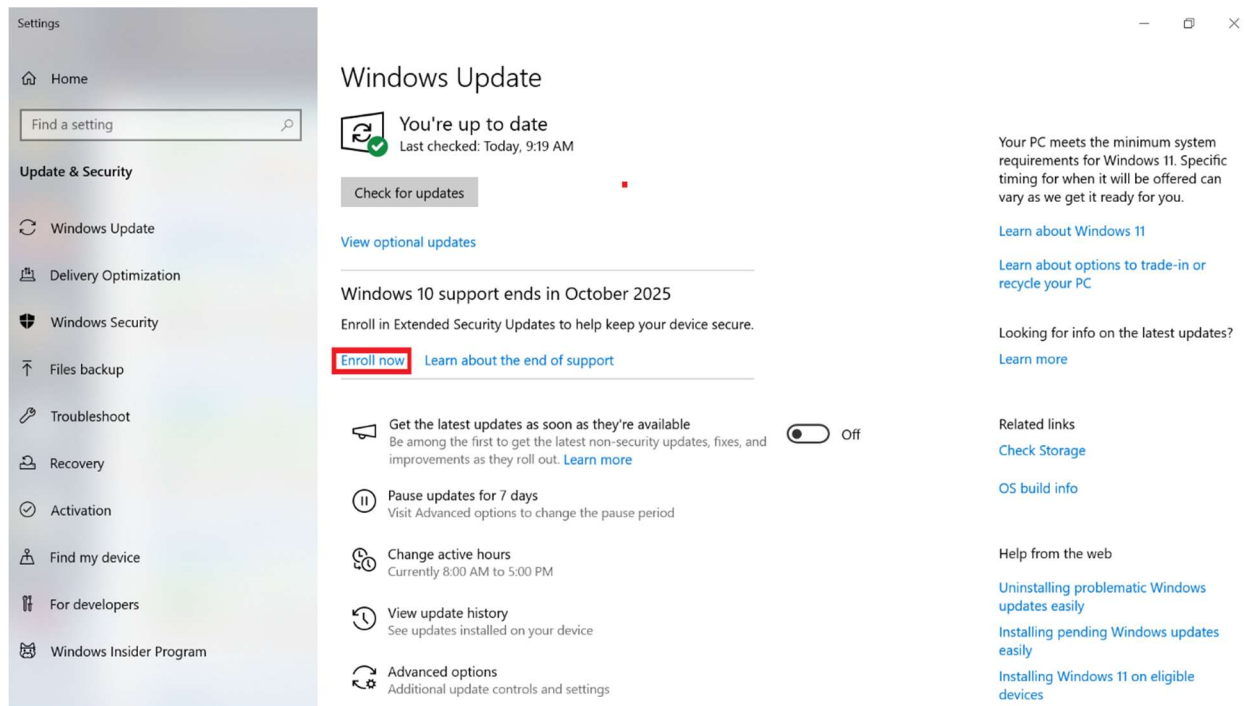
Mary Balkanloo

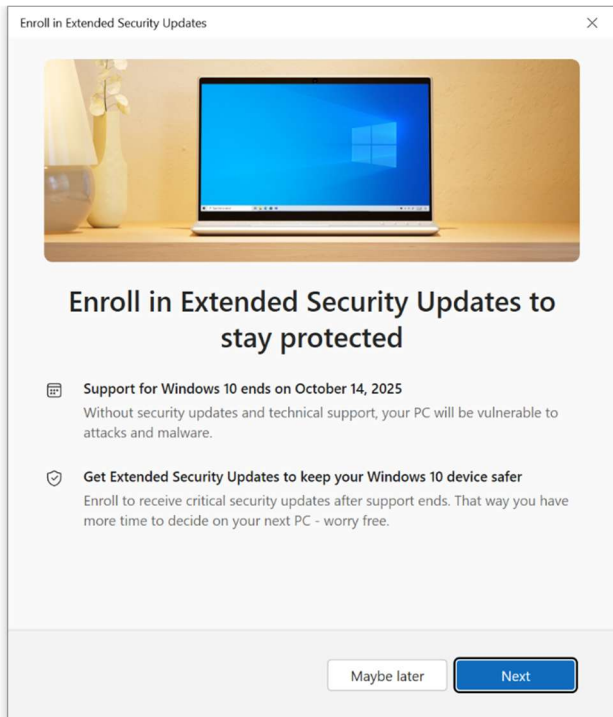
09/29/2025

Open Settings and select “Windows Update”

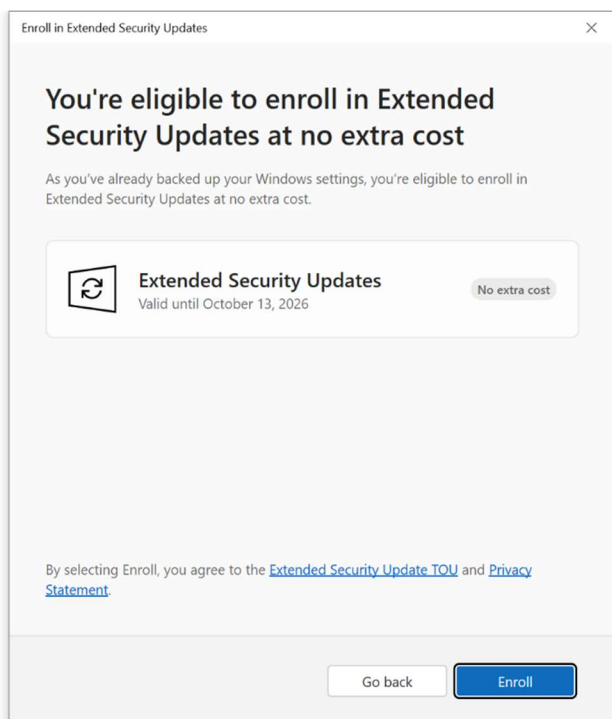


Look for the “Enroll now” option in the “Windows Update” page.





When you Click the “Enroll now” link, you will receive general information about the ESU program.



If you enabled the settings backup, the ESU is free.


I don't remember ever turning on the settings backup. I used Go back and turned off the backup: “Settings” -> “Windows Security” -> “Account Protection -> the “View my Account” link -> Windows Backup and then

turned off “Remember my Apps” and “Remember my Preferences”.

Enroll in Extended Security Updates

Choose how you want to enroll

It's great that you are opting into Extended Security Updates. This is just one step on your way to Windows 11. Enroll in the Windows 10 Extended Security Updates by selecting any one of the easy options shown below:



Extended Security Updates
Valid until October 13, 2026

- ☒ **Back up your PC settings**
Save your settings, apps, and credentials so you can move to your new Windows 11 PC. **No extra cost**
- ☐ **Redeem Microsoft Rewards points**
You don't have enough points. **1,000 points**
- ☐ **One time purchase**
\$29.99 plus applicable taxes


[Go back](#) [Next](#)

After turning off the settings backup, I received 3 options to pay for the ESU.

Enroll in Extended Security Updates

Choose how you want to enroll

It's great that you are opting into Extended Security Updates. This is just one step on your way to Windows 11. Enroll in the Windows 10 Extended Security Updates by selecting any one of the easy options shown below:

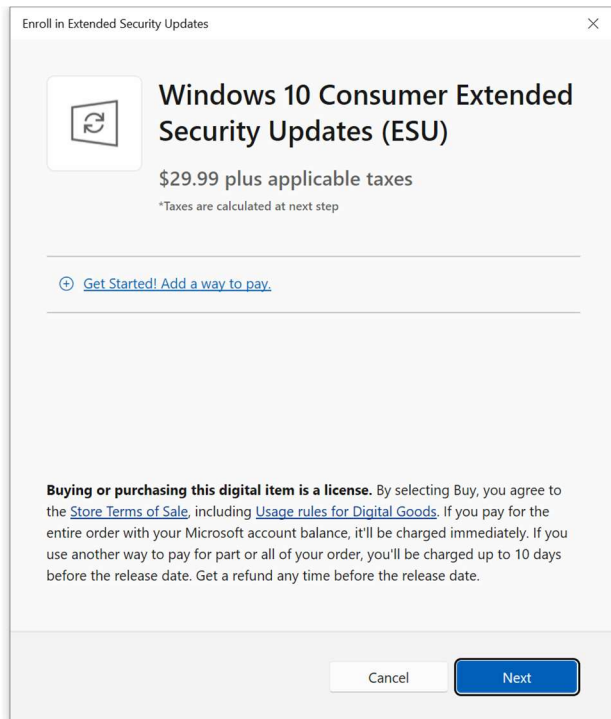


Extended Security Updates
Valid until October 13, 2026

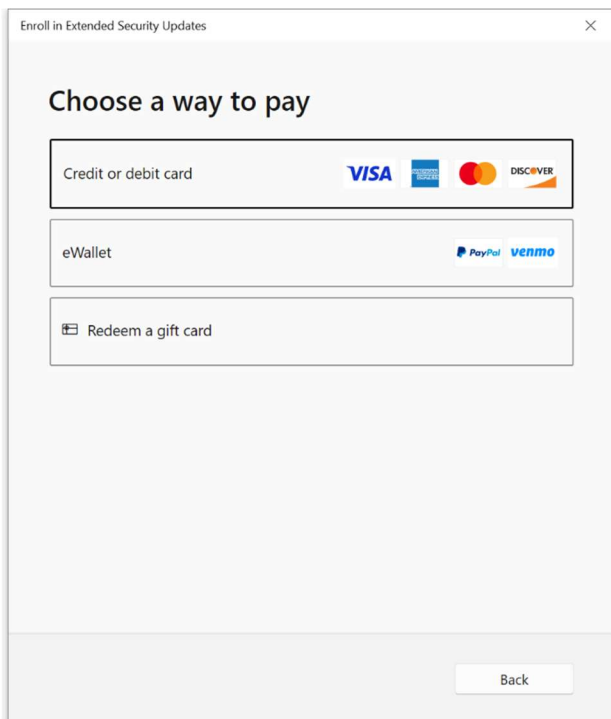
- ☐ **Back up your PC settings**
Save your settings, apps, and credentials so you can move to your new Windows 11 PC. **No extra cost**
- ☐ **Redeem Microsoft Rewards points**
You don't have enough points. **1,000 points**
- ☒ **One time purchase**
\$29.99 plus applicable taxes

[Go back](#) [Next](#)

I selected the One time purchase.



I needed to enter a method of payment.




I selected Credit or debit card.

Enroll in Extended Security Updates

Add a credit card or debit card

All fields are mandatory/required.

We accept the following cards:



Card number*

Cardholder Name*

Expires*

MM YY

CVV*

 [What is a CVV?](#)

Address line 1*

Cancel Save

Complete the information on both pages of the “Add a credit card or debit card” form.

Page 1

Enroll in Extended Security Updates

Address line 1*

Address line 2 (Optional)

City*

State*

ZIP code*

Country/Region*

You can use this payment option to buy Microsoft products and services anywhere you sign in with mompom@hotmail.com.


To change your settings, go to account.microsoft.com.

Microsoft respects your privacy. See our [Privacy Statement](#).

Cancel Save


Page 2

Enroll in Extended Security Updates



Windows 10 Consumer Extended Security Updates (ESU)


\$29.99

 FIRST LASTNAME **0000 [Change>](#)

Buying or purchasing this digital item is a license. By selecting Buy, you agree to the [Store Terms of Sale](#), including [Usage rules for Digital Goods](#). If you pay for the entire order with your Microsoft account balance, it'll be charged immediately. If you use another way to pay for part or all of your order, you'll be charged up to 10 days before the release date. Get a refund any time before the release date.

Payment accepted.

Enroll in Extended Security Updates



You're enrolled in Extended Security Updates through October 13, 2026

This PC signed in with mompom@hotmail.com is enrolled to receive Extended Security Updates. Stay up to date by viewing your device's enrollment status in Settings.

Verification of the enrollment purchase.

You can check the ECU status from the “Windows Update” page.

